

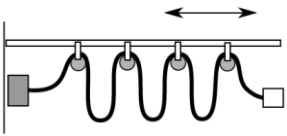
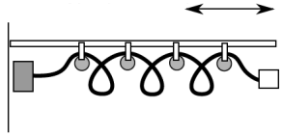
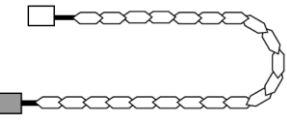
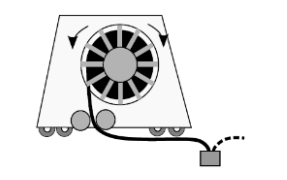
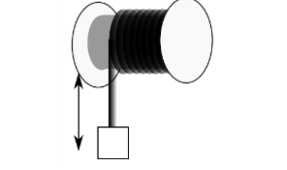
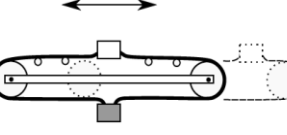
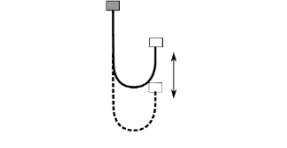
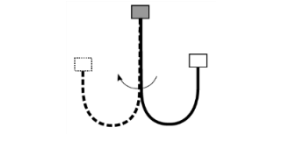
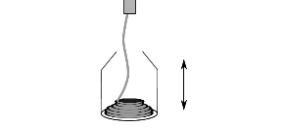
Flexible Cables

for Cranes and other industrial applications



Fujikura Ltd.

Cable selection depending on the application

Application	2/3PNCT-B G-/3PNCT-B	2/3PNCT-H 2/3PNCT-H-U	F-3PNCT FG-3PNCT	2/3PNCT-T	2PNCT-T-U
 <p>Festoon</p>	Main usage	Not suitable	Not suitable	Not suitable	Not suitable
 <p>Coil shaped Festoon</p>	Not suitable	Not suitable	Not suitable	Main usage	Not suitable
 <p>Cable chain</p>	Main usage	Not suitable	Not suitable	Not suitable	Not suitable
 <p>Reeling system</p>	Not suitable	Main usage	Main usage	Not suitable	Not suitable
 <p>Vertical reel</p>	Not suitable	Main usage	Not suitable	Not suitable	Not suitable
 <p>Cable tender</p>	Main usage	Not suitable	Not suitable	Not suitable	Not suitable
 <p>Elevator</p>	Main usage	Main usage	Not suitable	Not suitable	Not suitable
 <p>Twisting</p>	Not suitable	Not suitable	Not suitable	Main usage	Not suitable
 <p>Basket Spreader</p>	Not suitable	Not suitable	Not suitable	Secondary usage	Main usage

Index

Low voltage cables for festoon & cable tender

600V 2PNCT-B	Page 3
600V 3PNCT-B	Page 5

Low voltage cables for twisting usage

600V 2PNCT-T	Page 7
600V 3PNCT-T	Page 9

Low voltage cables for reeling system

600V 2PNCT-H	Page 11
600V 2PNCT-H-U	
600V F-3PNCT	Page 13
600V FG-3PNCT	

Low voltage cable for basket spreader

600V 2PNCT-T-U	Page 15
-----------------------	---------

Medium voltage cables for reeling system

6.6kV F-3PNCT	Page 17
6.6kV FG-3PNCT	
6.6kV 3PNCT-B	Page 19
6.6kV G-3PNCT-B	



600V 2PNCT-B

Rubber cable for festoon & cable tender

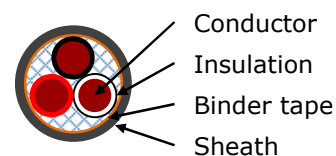


Cable type

- 600V 2PNCT-B

Applications

- Festoon
- Cable tender
- Cable chain



600V 2PNCT-B 3C × 38mm²

Construction

Conductor	Tinned annealed copper
Insulation	EPR compound
Cores identification	Colored insulation or tape <ul style="list-style-type: none">- 1 core : black- 2 cores : black, white- 3 cores : black, white, red- 4 cores : black, white, red, green- more than 5 cores : tracer identification by black, white, red
Outer sheath	Black polychloroprene rubber compound

Parameters

Electrical	Rated voltage	600V
	AC test voltage	3000V/1min.
	Maximum conductor resistance	see table 1
Thermal	Operating temperature	-15°C~+80°C
Mechanical	Minimum bending radius	7.5 x D
		D : cable diameter
	Maximum lateral pressure	4900N/m

600V 2PNCT-B

Rubber cable for festoon & cable tender

Table 1 : 600V 2PNCT-B

No. of cores and nominal section (n x mm ²)	Nominal diameter of conductor (mm)	Overall diameter		Approx. net weight (kg/km)	Max. conductor resistance (Ω/km)	Max. permissible tensile force (N)
		Std. (mm)	Max. (mm)			
1x38	9.1	15.4	16.4	525	0.525	1,110
1x60	11.6	18.9	19.9	795	0.329	1,760
1x100	15.2	23.7	24.9	1,310	0.193	2,940
1x150	18.7	27.5	28.9	1,790	0.136	4,410
1x200	21.2	31.4	33.0	2,410	0.0993	5,880
2x2	1.8	10.2	11.2	150	10.2	110
2x3.5	2.5	11.5	12.5	205	5.54	200
3x2	1.8	10.7	11.7	175	10.2	170
3x3.5	2.5	12.3	13.3	250	5.54	300
3x5.5	3.1	14.6	15.6	365	3.56	480
3x8	3.7	16.1	17.1	465	2.52	700
3x14	4.9	19.4	20.4	665	1.43	1,230
3x22	7.0	25.6	26.9	1,100	0.919	1,940
3x38	9.1	30.7	32.2	1,700	0.541	3,350
4x2	1.8	11.6	12.6	210	10.2	230
4x3.5	2.5	13.6	14.6	315	5.54	410
4x5.5	3.1	16.1	17.1	455	3.56	640
6x2	1.8	14.0	15.0	310	10.2	350
6x3.5	2.5	16.2	17.2	450	5.54	610
6x5.5	3.1	19.5	20.5	670	3.56	970
6x8	3.7	21.5	22.6	865	2.52	1,410
6x14	4.9	26.0	27.3	1,220	1.43	2,460
8x2	1.8	16.4	17.4	415	10.2	470
8x3.5	2.5	19.1	20.1	620	5.54	820
12x2	1.8	19.2	20.2	510	10.2	700
12x3.5	2.5	22.3	23.4	765	5.54	1,230
16x2	1.8	21.4	22.5	640	10.2	940
16x3.5	2.5	24.7	25.9	965	5.54	1,640
20x2	1.8	23.8	25.0	800	10.2	1,170
20x3.5	2.5	27.8	29.0	1,210	5.54	2,050
24x2	1.8	26.2	27.5	955	10.2	1,410
24x3.5	2.5	30.7	32.2	1,460	5.54	2,460
30x2	1.8	28.0	29.4	1,130	10.2	1,760
30x3.5	2.5	32.7	34.3	1,740	5.54	3,080

600V 3PNCT-B

Rubber cable for festoon & cable tender

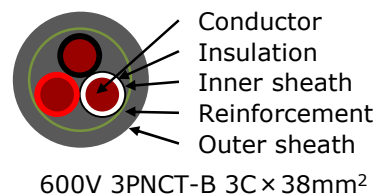


Cable type

- 600V 3PNCT-B

Applications

- Festoon
- Cable tender
- Cable chain



Construction

Conductor	Tinned annealed copper
Insulation	EPR compound
Cores identification	Colored insulation or tape <ul style="list-style-type: none">- 1 core : black- 2 cores : black, white- 3 cores : black, white, red- 4 cores : black, white, red, green- more than 5 cores : tracer identification by black, white, red
Inner sheath	Black rubber compound
Reinforcement	Cloth tape
Outer sheath	Black polychloroprene rubber compound

Parameters

Electrical	Rated voltage	600V
	AC test voltage	3000V/1min.
	Maximum conductor resistance	see table 2
Thermal	Operating temperature	-15°C~+80°C
Mechanical	Minimum bending radius	7.5 x D
		D : cable diameter
	Maximum lateral pressure	4900N/m

600V 3PNCT-B

Rubber cable for festoon & cable tender

Table 2 : 600V 3PNCT-B

No. of cores and nominal section (n x mm ²)	Nominal diameter of conductor (mm)	Overall diameter		Approx. net weight (kg/km)	Max. conductor resistance (Ω/km)	Max. permissible tensile force (N)
		Std. (mm)	Max. (mm)			
1x38	9.1	18.9	19.9	635	0.525	1,110
1x60	11.6	22.8	23.9	945	0.329	1,760
1x100	15.2	26.8	28.1	1,440	0.193	2,940
1x150	18.7	32.8	36.2	2,060	0.136	4,410
1x200	21.2	36.9	38.7	2,730	0.0993	5,880
2x2	1.8	14.6	15.6	255	10.2	110
2x3.5	2.5	15.9	16.9	320	5.54	200
3x2	1.8	15.3	16.3	285	10.2	170
3x3.5	2.5	16.8	17.8	375	5.54	300
3x5.5	3.1	18.3	19.3	470	3.56	480
3x8	3.7	19.7	20.7	580	2.52	700
3x14	4.9	23.5	24.7	860	1.43	1,230
3x22	7.0	30.8	32.3	1,440	0.919	1,940
3x38	9.1	36.0	37.8	1,700	0.541	3,350
4x2	1.8	16.6	17.6	345	10.2	230
4x3.5	2.5	18.3	19.3	455	5.54	410
4x5.5	3.1	19.9	20.9	580	3.56	640

600V 2PNCT-T

Rubber cable for twisting usage

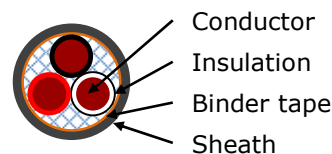


Cable type

- 600V 2PNCT-T

Applications

- Twisting usage
(ex. coiled festoon)



600V 2PNCT-T 3C×38mm²

Construction

Conductor	Tinned annealed copper
Insulation	EPR compound
Cores identification	Colored insulation or tape - 1 core : black - 2 cores : black, white - 3 cores : black, white, red - 4 cores : black, white, red, green - more than 5 cores : tracer identification by black, white, red
Outer sheath	Black polychloroprene rubber compound

Parameters

Electrical	Rated voltage	600V
	AC test voltage	3000V/1min.
	Maximum conductor resistance	see table 3
Thermal	Operating temperature	-15°C~+80°C
Mechanical	Minimum bending radius	7.5 x D D : cable diameter
	Maximum lateral pressure	4900N/m

600V 2PNCT-T

Rubber cable for twisting usage

Table 3 : 600V 2PNCT-T

No. of cores and nominal section (n x mm ²)	Nominal diameter of conductor (mm)	Overall diameter		Approx. net weight (kg/km)	Max. conductor resistance (Ω/km)	Max. permissible tensile force (N)
		Std. (mm)	Max. (mm)			
1x38	9.1	15.4	16.4	525	0.525	1,110
1x60	11.6	18.9	19.9	795	0.329	1,760
1x100	15.2	23.7	24.9	1,310	0.193	2,940
1x150	18.7	27.5	28.9	1,790	0.136	4,410
1x200	21.2	31.4	33.0	2,410	0.0993	5,880
2x2	1.8	10.2	11.2	150	10.2	110
2x3.5	2.5	11.5	12.5	205	5.54	200
3x2	1.8	10.7	11.7	175	10.2	170
3x3.5	2.5	12.3	13.3	250	5.54	300
3x5.5	3.1	14.6	15.6	365	3.56	480
3x8	3.7	16.1	17.1	465	2.52	700
3x14	4.9	19.4	20.4	665	1.43	1,230
3x22	7.0	25.6	26.9	1,100	0.919	1,940
3x38	9.1	30.7	32.2	1,700	0.541	3,350
4x2	1.8	11.6	12.6	210	10.2	230
4x3.5	2.5	13.6	14.6	315	5.54	410
4x5.5	3.1	16.1	17.1	455	3.56	640
6x2	1.8	14.0	15.0	310	10.2	350
6x3.5	2.5	16.2	17.2	450	5.54	610
6x5.5	3.1	19.5	20.5	670	3.56	970
6x8	3.7	21.5	22.6	865	2.52	1,410
6x14	4.9	26.0	27.3	1,220	1.43	2,460
8x2	1.8	16.4	17.4	415	10.2	470
8x3.5	2.5	19.1	20.1	620	5.54	820
12x2	1.8	19.2	20.2	510	10.2	700
12x3.5	2.5	22.3	23.4	765	5.54	1,230
16x2	1.8	21.4	22.5	640	10.2	940
16x3.5	2.5	24.7	25.9	965	5.54	1,640
20x2	1.8	23.8	25.0	800	10.2	1,170
20x3.5	2.5	27.8	29.0	1,210	5.54	2,050
24x2	1.8	26.2	27.5	955	10.2	1,410
24x3.5	2.5	30.7	32.2	1,460	5.54	2,460
30x2	1.8	28.0	29.4	1,130	10.2	1,760
30x3.5	2.5	32.7	34.3	1,740	5.54	3,080

600V 3PNCT-T

Rubber cable for twisting usage

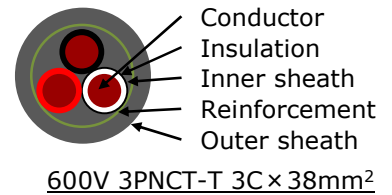


Cable type

- 600V 3PNCT-T

Applications

- Twisting usage
(ex. coiled curtain)



Construction

Conductor	Tinned annealed copper
Insulation	EPR compound
Cores identification	Colored insulation or tape - 1 core : black - 2 cores : black, white - 3 cores : black, white, red - 4 cores : black, white, red, green - more than 5 cores : tracer identification by black, white, red
Inner sheath	Black rubber compound
Reinforcement	Cloth tape
Outer sheath	Black polychloroprene rubber compound

Parameters

Electrical	Rated voltage	600V
	AC test voltage	3000V/1min.
	Maximum conductor resistance	see table 4
Thermal	Operating temperature	-15°C~+80°C
Mechanical	Minimum bending radius	7.5 x D
		D : cable diameter
	Maximum lateral pressure	4900N/m

600V 3PNCT-T

Rubber cable for twisting usage

Table 4: 600V 3PNCT-T

No. of cores and nominal section (n x mm ²)	Nominal diameter of conductor (mm)	Overall diameter		Approx. net weight (kg/km)	Max. conductor resistance (Ω/km)	Max. permissible tensile force (N)
		Std. (mm)	Max. (mm)			
1x38	9.1	18.9	19.9	635	0.525	1,110
1x60	11.6	22.8	23.9	945	0.329	1,760
1x100	15.2	26.8	28.1	1,440	0.193	2,940
1x150	18.7	32.8	36.2	2,060	0.136	4,410
1x200	21.2	36.9	38.7	2,730	0.0993	5,880
2x2	1.8	14.6	15.6	255	10.2	110
2x3.5	2.5	15.9	16.9	320	5.54	200
3x2	1.8	15.3	16.3	285	10.2	170
3x3.5	2.5	16.8	17.8	375	5.54	300
3x5.5	3.1	18.3	19.3	470	3.56	480
3x8	3.7	19.7	20.7	580	2.52	700
3x14	4.9	23.5	24.7	860	1.43	1,230
3x22	7.0	30.8	32.3	1,440	0.919	1,940
3x38	9.1	36.0	37.8	1,700	0.541	3,350
4x2	1.8	16.6	17.6	345	10.2	230
4x3.5	2.5	18.3	19.3	455	5.54	410
4x5.5	3.1	19.9	20.9	580	3.56	640

600V 2PNCT-H

600V 2PNCT-H-U

Rubber cable for reeling system

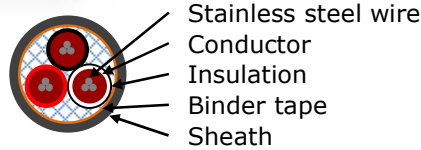


Cable type

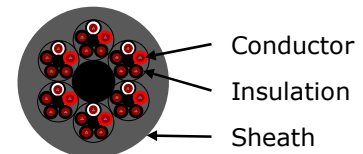
- 600V 2PNCT-H
- 600V 2PNCT-H-U (up to 49 cores)

Applications

- Reeling system



600V 2PNCT-H 3C × 38mm²



600V 2PNCT-H-U 30C × 3.5mm²

Construction

Conductor	Tinned annealed copper and stainless steel wires
Insulation	EPR compound
Cores identification	Colored insulation <ul style="list-style-type: none">- 2 cores : black, white- 3 cores : black, white, red- 4 cores : black, white, red, green- 5 cores : tracer identification by black, white, red
Outer sheath	Black polychloroprene rubber compound

Parameters

Electrical	Rated voltage	600V
	AC test voltage	3000V/1min.
	Maximum conductor resistance	see table 5, 6
Thermal	Operating temperature	-15°C ~+80°C
Mechanical	Minimum bending radius	7.5 × D
		D : cable diameter
	Maximum lateral pressure	4900N/m

600V 2PNCT-H

600V 2PNCT-H-U

Rubber cable for reeling system

Table 5 : 600V 2PNCT-H

No. of cores and nominal section (n x mm ²)	Nominal diameter of conductor (mm)	Overall diameter		Approx. net weight (kg/km)	Max. conductor resistance (Ω/km)	Max. permissible tensile force (kN)
		Std. (mm)	Max. (mm)			
3x14	5.7	21.0	22.1	840	1.46	1.7
3x22	7.2	25.5	26.8	1,280	0.923	1.7
3x38	9.3	30.2	31.7	1,930	0.546	1.7
4x38	9.3	34.0	35.7	2,480	0.546	2.3
7x3.5	3.3	20.8	21.8	730	5.78	4.1
7x5.5	3.9	24.3	25.5	1,030	3.60	4.1
10x3.5	3.3	25.9	27.2	1,120	5.78	5.8
10x5.5	3.9	30.7	32.2	1,580	3.60	5.8
13x3.5	3.3	26.3	27.6	1,230	5.94	7.6
13x5.5	3.9	31.1	32.7	1,750	3.7	7.6

Table 6 : 600V 2PNCT-H-U

No. of cores and nominal section (n x mm ²)	Nominal diameter of conductor (mm)	Overall diameter		Approx. net weight (kg/km)	Max. conductor resistance (Ω/km)	Max. permissible tensile force (kN)
		Std. (mm)	Max. (mm)			
12x3.5	2.5	25.9	27.2	1,000	6.22	1.1
16x3.5	2.5	29.0	30.5	1,310	6.22	1.5
20x3.5	2.5	32.4	34.0	1,620	6.22	1.9
24x3.5	2.5	35.8	37.6	1,970	6.22	2.3
30x3.5	2.5	39.9	41.9	2,480	6.22	2.9
36x3.5	2.5	44.1	46.4	3,050	6.22	3.5
42x3.5	2.5	49.3	51.8	3,880	6.40	4.1
49x3.5	2.5	54.2	56.9	4,560	6.40	4.8

600V F-3PNCT

600V FG-3PNCT

Flat type rubber cable for reeling system

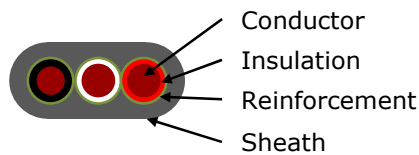


Cable type

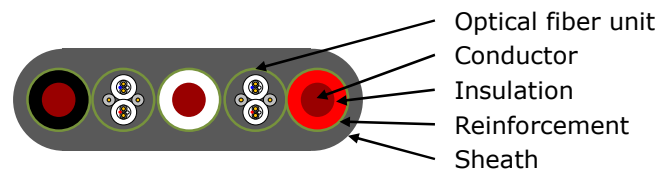
- 600V F-3PNCT
- 600V FG-3PNCT

Applications

- Reeling system



600V F-3PNCT 3C × 38mm²



600V FG-3PNCT 3C × 38mm² + 8 × GI

Construction

Conductor	Tinned annealed copper
Insulation	EPR compound
Cores identification	Colored cloth tape on insulation - 3 cores : black, white, red
Outer sheath	Black polychloroprene rubber compound

Parameters

Electrical	Rated voltage	600V
	AC test voltage	3000V/1min.
	Maximum conductor resistance	see table 7, 8
Thermal	Operating temperature	-15°C ~ +80°C
Mechanical	Minimum bending radius	7.5 × D D : cable thickness
	Maximum lateral pressure	4900N/m

600V F-3PNCT

600V FG-3PNCT

Flat type rubber cable for reeling system

Table 7 : 600V F-3PNCT

No. of cores and nominal section (n x mm ²)	Nominal diameter of conductor (mm)	Overall diameter		Approx. net weight (kg/km)	Max. conductor resistance (Ω/km)	Max. permissible tensile force (kN)
		Std. (mm)	Max. (mm)			
3x22	7.0	17.9 x 39.7	18.8 x 41.7	1,370	0.892	1.9
3x38	9.1	20.3 x 46.1	21.3 x 48.4	1,990	0.525	3.3
3x60	11.6	24.8 x 57.6	26.0 x 60.5	3,030	0.329	5.2
3x100	15.2	28.9 x 68.5	30.3 x 71.9	4,610	0.193	8.8
3x150	18.7	34.6 x 83.2	36.3 x 87.4	6,560	0.136	13.2
3x200	21.2	39.2 x 95.2	41.2 x 100.0	8,790	0.0993	17.6
3x250	23.6	42.4 x 103.2	44.5 x 108.4	10,540	0.0803	22.0
3x325	27.0	46.4 x 113.8	48.7 x 119.5	13,260	0.0614	28.6

Table 8 : 600V FG-3PNCT

No. of cores and nominal section (n x mm ²)	Nominal diameter of conductor (mm)	Overall diameter		Approx. net weight (kg/km)	Max. conductor resistance (Ω/km)	Max. permissible tensile force (kN)
		Std. (mm)	Max. (mm)			
3x38+8xGI	9.1	26.9 x 92.5	28.2 x 97.1	4,110	0.525	3.3
3x100+6xGI	13.5	31.6 x 92.8	33.2 x 97.4	6,010	0.193	8.8

600V 2PNCT-T-U

Rubber cable for basket spreader

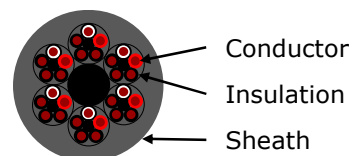


Cable type

- 600V 2PNCT-T-U

Applications

- Basket spreader



600V 2PNCT-T-U 30C x 3.5mm²

Construction

Conductor	Tinned annealed copper
Insulation	EPR compound
Cores identification	Colored insulation
Outer sheath	Black polychloroprene rubber compound

Parameters

Electrical	Rated voltage	600V
	AC test voltage	3000V/1min.
	Maximum conductor resistance	see table 9
Thermal	Operating temperature	-15°C ~+80°C
Mechanical	Minimum bending radius	7.5 x D
		D : cable diameter
	Maximum lateral pressure	4900N/m

Note: Spreader application for wound in the clockwise direction viewed from the top of the basket.

600V 2PNCT-T-U

Rubber cable for basket spreader

Table 9 : 600V 2PNCT-T-U

No. of cores and nominal section (n x mm ²)	Nominal diameter of conductor (mm)	Overall diameter		Approx. net weight (kg/km)	Max. conductor resistance (Ω /km)	Max. permissible tensile force (kN)
		Std. (mm)	Max. (mm)			
24x3.5	2.5	38.1	40.0	2,220	5.93	2.4
30x3.5	2.5	42.2	44.3	2,760	5.93	3.0
36x3.5	2.5	46.5	48.8	3,370	5.93	3.7
42x3.5	2.5	51.7	54.3	4,160	6.10	4.3
49x3.5	2.5	58.0	59.7	5,040	6.10	5.0

6.6kV F-3PNCT

6.6kV FG-3PNCT

Flat type rubber cable for reeling system

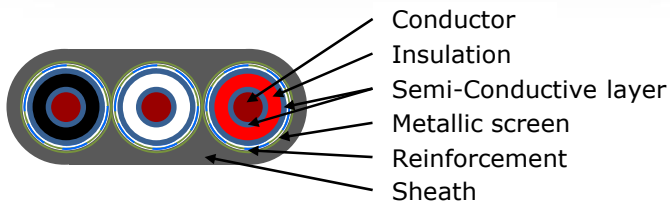


Cable type

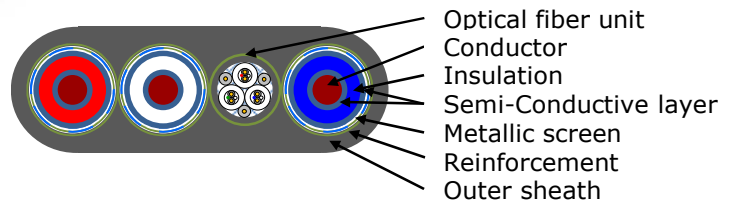
- 6.6kV F-3PNCT
- 6.6kV FG-3PNCT

Applications

- Reeling system



6.6kV F-3PNCT 3C × 38mm²



6.6kV FG-3PNCT 3C × 38mm²+6C × GI

Construction

Conductor	Tinned annealed copper
Semi-conductive layer	Semi-conducting tape
Insulation	EPR compound
Semi-conductive layer	Semi-conducting tape
Metallic screen	Flexible fibrous and copper yarn braid
Cores identification	Colored fibrous braid - 3 cores : red, white, blue
Outer sheath	Black polychloroprene rubber compound

Parameters

Electrical	Rated voltage	6600V
	AC test voltage	17,000V/10min.
	Maximum conductor resistance	see table 10, 11
Thermal	Operating temperature	-15°C ~ +80°C
Mechanical	Minimum bending radius	7.5 × D
		D : cable thickness
	Maximum lateral pressure	4900N/m

6.6kV F-3PNCT

6.6kV FG-3PNCT

Flat type rubber cable for reeling system

Table 10 : 6.6kV F-3PNCT

No. of cores and nominal section (n x mm ²)	Nominal diameter of conductor (mm)	Overall diameter		Approx. net weight (kg/km)	Max. conductor resistance (Ω/km)	Max. permissible tensile force (kN)
		Std. (mm)	Max. (mm)			
3x14	4.9	26.4x60.2	27.7x63.2	2,440	1.39	1.2
3x22	7.0	28.3x65.1	29.7x68.4	2,950	0.892	1.9
3x38	9.1	30.8x71.8	32.3x75.4	3,760	0.525	3.3
3x60	11.6	34.0x80.0	35.7x84.0	4,880	0.329	5.2
3x100	15.2	38.2x91.0	40.1x95.6	6,720	0.193	8.8


Table 11 : 6.6kV FG-3PNCT

No. of cores and nominal section (n x mm ²)	Nominal diameter of conductor (mm)	Overall diameter		Approx. net weight (kg/km)	Max. conductor resistance (Ω/km)	Max. permissible tensile force (kN)
		Std. (mm)	Max. (mm)			
3x38+6xGI	9.1	33.3 x 94.8	35.0 x 99.5	5,080	0.525	3.3
3x60+6xGI	11.6	38.8 x108.1	40.7 x113.5	6,880	0.329	5.2

6.6kV 3PNCT-B

6.6kV G-3PNCT-B

Rubber cable for reeling system

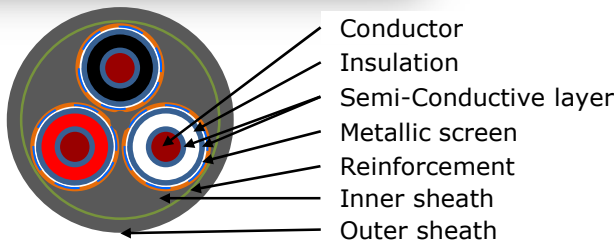


Cable type

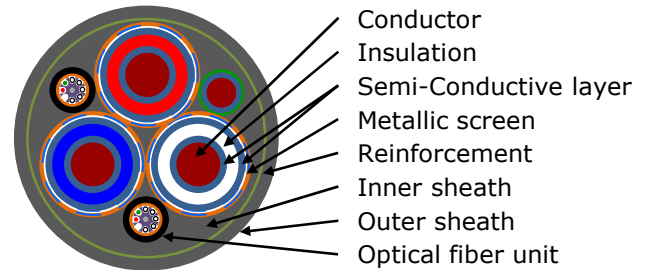
- 6.6kV 3PNCT-B
- 6.6kV G-3PNCT-B

Applications

- Reeling system



6.6kV 3PNCT-B 3C × 38mm²



6.6kV G-3PNCT-B 3C × 80mm²+1C × 38mm²+14C × GI

Construction

Conductor	Tinned annealed copper
Semi-conductive layer	Semi-conducting tape
Insulation	EPR compound
Semi-conductive layer	Semi-conducting tape
Metallic screen	Flexible fibrous and copper yarn braid
Cores identification	Colored fibrous braid or tape - 3 cores : red, white, blue
Inner sheath	Black rubber compound
Reinforcement	Cloth tape
Outer sheath	Black polychloroprene rubber compound

Parameters

Electrical	Rated voltage	6600V
	AC test voltage	17,000V/10min.
	Maximum conductor resistance	see table 12, 13
Thermal	Operating temperature	-15°C~+80°C
Mechanical	Minimum bending radius	7.5 x D(D : cable diameter)
	Maximum lateral pressure	4900N/m

6.6kV 3PNCT-B

6.6kV G-3PNCT-B

Rubber cable for reeling system

Table 12 : 6.6kV 3PNCT-B

No. of cores and nominal section (n x mm ²)	Nominal diameter of conductor (mm)	Overall diameter		Approx. net weight (kg/km)	Max. conductor resistance (Ω/km)	Max. permissible tensile force (kN)
		Std. (mm)	Max. (mm)			
3x14	4.9	50.0	52.5	3,030	1.43	1.2
3x22	7.0	54.0	56.7	3,650	0.919	1.9
3x38	8.1	59.0	62.0	4,620	0.541	3.3
3x60	11.6	65.0	68.3	5,880	0.339	5.2

Table 13 : 6.6kV G-3PNCT-B

No. of cores and nominal section (n x mm ²)	Nominal diameter of conductor (mm)	Overall diameter		Approx. net weight (kg/km)	Max. conductor resistance (Ω/km)	Max. permissible tensile force (kN)
		Std. (mm)	Max. (mm)			
3x80+1x38+14xGI	13.5	69.0	72.1	7,310	0.265	7.0



ATTENTION

- Please read the instruction manual carefully before use.
- Should any problem related to the industrial of a third party occur due to the use of the products in this catalog, we will not be liable for any responsibility if our design structure or manufacturing method is not directly involved. Seeking your kind understanding.
- If any of the products indicated in this catalog fall under the foreign exchange or foreign trade regulations, export permission based on the law stipulated by the Japanese government is imperative.
- Changes to the specifications of the products indicated in this catalog are done without prior notice.

Fujikura Ltd.

1-5-1, Kiba, Koto-ku, Tokyo 135-8512, Japan

TEL: +81-3-5606-1164

FAX: +81-3-5606-1534

<http://www.fujikura.co.jp>

Fujikura Asia Ltd.

438A Alexandra road, #08-03 Blk A Alexandra TechnoPark, SINGAPORE, 119967

TEL: +65-6-271-1312

FAX: +65-6-278-0965

<http://www.fujikura.com.sg>

Fujikura Europe Ltd.

C51 Barwell Buisness Park, Leatherhead Road, Chessington, Surrey KT9 2NY, UK

TEL: +44-20-8240-2000

FAX: +44-20-8240-2010

<http://www.fujikura.co.uk>

Fujikura(China)Co., Ltd.

16th Floor, Hang Seng Bank Tower, 1000, Lujiazui Ring Road, Pudong New Area, Shanghai, CHINA

TEL: +86(21)6841-3636

FAX: +86(21)6841-2070

<http://www.fujikura.com.cn/>